



Universal Banking Solution from Infosys

Account Ledger Inquiry







A/c. ID	12910200020308 INR 1291 EXICUTIVE OFFICER NAGAR PALIKA PARISHAD MODINAGAR		
A/c. Status	ACTIVE	A/c. Status Date	10-11-2016
A/c. Open Date	23-02-2013	A/c. Close Date	
GL Subhead	13206	A/c. Type	CUSTOMER ACCOUNT
Opening Bal.	INR	17,53,466.00 CR.	Available Amt.
Closing Bal.	INR	7,43,941.18 CR.	INR 10,08,242.19 CR.
Funds in Clg.	INR	0.00 CR.	Effective Available Amt.
			INR 10,08,242.19 CR.
			Float Bal.
			INR 0.00 CR.

Tran. Date	Value Date	Instr. No.	Particulars	CCY	Debit Amt.	Credit Amt.	Bal.
16-11-2017	16-11-2017	080	PRAVEEN KUMAR JAIN	INR	17,591.00		1,46,566.50CR.
16-11-2017	16-11-2017	75	BALA	INR	21,374.00		1,25,192.50CR.
17-11-2017	17-11-2017	77	GOPI CHAND	INR	18,410.00		1,06,782.50CR.
17-11-2017	17-11-2017		CMS-FT/00BBCL009160990/000981999887562	INR		1,430.56	1,08,213.06CR.
21-11-2017	21-11-2017	76	JAGDISH PRASAD	INR	6,331.00		1,01,882.06CR.
22-11-2017	22-11-2017		CMS-FT/00BBCL009222726/000981999887562	INR		1,196.46	1,03,078.52CR.
22-11-2017	22-11-2017		CMS-FT/00BBCL009242971/000981999887562	INR		1,196.46	1,04,274.98CR.
23-11-2017	23-11-2017	78	GYAN CHAND	INR	20,700.00		83,574.98CR.
23-11-2017	23-11-2017		CMS-FT/00BBCL009257671/000981999887562	INR		598.23	84,173.21CR.
24-11-2017	24-11-2017	84	VINOD KUMAR	INR	4,950.00		79,223.21CR.
24-11-2017	24-11-2017		CMS-FT/00BBCL009271838/000981999887562	INR		1,192.92	80,416.13CR.
27-11-2017	27-11-2017		CMS-FT/00BBCL009320440/000981999887562	INR		5,378.09	85,794.22CR.
28-11-2017	28-11-2017		CMS-FT/2811201722952148/000981999887562	INR		2,387.61	88,181.83CR.
29-11-2017	29-11-2017	83	SHIV TENT HOUSE	INR	24,025.00		64,156.83CR.
30-11-2017	30-11-2017		CMS-FT/00BBCL009364111/000981999887562	INR		1,192.92	65,349.75CR.
04-12-2017	04-12-2017		BY INST 809073 : LMO NON-MICR CLG	INR		1,58,337.00	2,23,686.75CR.

04-12-2017	04-12-2017	81	SHIVNATH	INR	16,897.00		2,06,789.75CR.
04-12-2017	04-12-2017		BY CASH	INR		3,700.00	2,10,489.75CR.
05-12-2017	05-12-2017		BY CASH	INR		21,650.00	2,32,139.75CR.
06-12-2017	06-12-2017		BY CASH	INR		29,720.00	2,61,859.75CR.
07-12-2017	07-12-2017		BY CASH	INR		29,625.00	2,91,484.75CR.
08-12-2017	08-12-2017		BY CASH	INR		24,075.00	3,15,559.75CR.
11-12-2017	11-12-2017		BY CASH	INR		28,989.00	3,44,548.75CR.
12-12-2017	12-12-2017		BY CASH	INR		29,550.00	3,74,098.75CR.
13-12-2017	13-12-2017		CMS-FT/1212201723256951/000981999887562	INR		598.23	3,74,696.98CR.
13-12-2017	13-12-2017		BY CASH	INR		17,915.00	3,92,611.98CR.
14-12-2017	14-12-2017		BY CASH	INR		23,175.00	4,15,786.98CR.
15-12-2017	15-12-2017		BY CASH	INR		22,900.00	4,38,686.98CR.
16-12-2017	16-12-2017		BY CASH	INR		17,925.00	4,56,611.98CR.
18-12-2017	18-12-2017	85	MADAN PAL	INR	3,161.00		4,53,450.98CR.
18-12-2017	18-12-2017		BY CASH	INR		14,115.00	4,67,565.98CR.
19-12-2017	19-12-2017		BY CASH	INR		12,750.00	4,80,315.98CR.
19-12-2017	19-12-2017	86	KHUDUSH MIYA	INR	19,757.00		4,60,558.98CR.
20-12-2017	20-12-2017		BY CASH	INR		23,765.00	4,84,323.98CR.
20-12-2017	20-12-2017	88	RAJESH	INR	17,814.00		4,66,509.98CR.
21-12-2017	21-12-2017	95	TO CASH	INR	18,750.00		4,47,759.98CR.
21-12-2017	21-12-2017	94	TO CASH	INR	20,000.00		4,27,759.98CR.
21-12-2017	21-12-2017	93	TO CASH	INR	10,000.00		4,17,759.98CR.
21-12-2017	21-12-2017		CMS-DD/BOBFINS/20122017476635236012/81013457	INR	560.50		4,17,199.48CR.
21-12-2017	21-12-2017		BY CASH	INR		7,890.00	4,25,089.48CR.
21-12-2017	21-12-2017		CMS-FT/00BBCL009700871/000981999887562	INR		717.88	4,25,807.36CR.
22-12-2017	22-12-2017	97	RUKMANI TENT HOUSE	INR	22,778.00		4,03,029.36CR.
22-12-2017	22-12-2017	96	SHIV TENT HOUSE	INR	19,800.00		3,83,229.36CR.

22-12-2017	22-12-2017	91	VINOD KUMAR GUPTA	INR	2,200.00	3,81,029.36CR.
22-12-2017	22-12-2017		BY CASH	INR		28,550.00 4,09,579.36CR.
26-12-2017	26-12-2017		BY CASH	INR		33,360.00 4,42,939.36CR.
27-12-2017	27-12-2017		BY CASH	INR		24,312.00 4,67,251.36CR.
28-12-2017	28-12-2017		BY CASH	INR		26,033.00 4,93,284.36CR.
29-12-2017	29-12-2017		BY CASH	INR		16,675.00 5,09,959.36CR.
29-12-2017	29-12-2017	98	KALRA TRADERS	INR	3,200.00	5,06,759.36CR.
30-12-2017	30-12-2017	89	MUKESH KUMAR	INR	4,400.00	5,02,359.36CR.
30-12-2017	30-12-2017		BY CASH	INR		14,475.00 5,16,834.36CR.
01-01-2018	01-01-2018		CMS-FT/00BBCL009880571/000981999887562	INR		589.38 5,17,423.74CR.
01-01-2018	01-01-2018		BY CASH	INR		13,000.00 5,30,423.74CR.
02-01-2018	02-01-2018	99	TO TRANSFER	INR	50,000.00	4,80,423.74CR.
02-01-2018	02-01-2018		BY CASH	INR		4,850.00 4,85,273.74CR.
03-01-2018	03-01-2018		BY CASH	INR		25,322.00 5,10,595.74CR.
03-01-2018	03-01-2018	90	AKASH MAKIJA	INR	2,200.00	5,08,395.74CR.
04-01-2018	04-01-2018		BY CASH	INR		23,225.00 5,31,620.74CR.
04-01-2018	04-01-2018		CMS-DD/BOBFINS/04012018480335981998/81013457	INR	560.50	5,31,060.24CR.
06-01-2018	06-01-2018		CMS-FT/00BBCL009960566/000981999887562	INR		600.00 5,31,660.24CR.
06-01-2018	06-01-2018		BY CASH	INR		28,822.00 5,60,482.24CR.
08-01-2018	08-01-2018		BY CASH	INR		29,150.00 5,89,632.24CR.
09-01-2018	09-01-2018		BY CASH	INR		57,650.00 6,47,282.24CR.
10-01-2018	10-01-2018		NEFT-SAA324584124-LIC OF INDIA A/C IV	INR		18,410.00 6,65,692.24CR.
10-01-2018	10-01-2018		BY CASH	INR		46,508.00 7,12,200.24CR.
11-01-2018	11-01-2018		BY CASH	INR		54,897.00 7,67,097.24CR.
11-01-2018	11-01-2018		CMS-DD/POS RENT FOR OCT 17/11012018483136828229/81	INR	560.50	7,66,536.74CR.
12-01-2018	12-01-2018		BY CASH	INR		32,300.00 7,98,836.74CR.

15-01-2018	15-01-2018		CMS-FT/1401201823813571/000981999887562	INR		600.00	7,99,436.74CR.
15-01-2018	15-01-2018		BY CASH	INR		43,100.00	8,42,536.74CR.
16-01-2018	16-01-2018	100	MONICA ENTERPRISES	INR	4,00,000.00		4,42,536.74CR.
16-01-2018	16-01-2018		BY CASH	INR		51,800.00	4,94,336.74CR.
17-01-2018	17-01-2018		BY CASH	INR		62,028.00	5,56,364.74CR.
17-01-2018	17-01-2018	92	NEHA	INR	2,200.00		5,54,164.74CR.
18-01-2018	18-01-2018		BY CASH	INR		44,591.00	5,98,755.74CR.
18-01-2018	18-01-2018		CMS-DD/POS RENT FOR NOV 17/18012018484937099411/81	INR	560.50		5,98,195.24CR.
18-01-2018	18-01-2018		CMS-FT/00BBCL010031338/000981999887562	INR		3,045.13	6,01,240.37CR.
19-01-2018	19-01-2018		BY CASH	INR		49,476.00	6,50,716.37CR.
20-01-2018	20-01-2018		BY CASH	INR		39,125.00	6,89,841.37CR.
20-01-2018	20-01-2018		CMS-FT/00BBCL010072988/000981999887562	INR		6,208.35	6,96,049.72CR.
22-01-2018	22-01-2018		BY CASH	INR		29,450.00	7,25,499.72CR.
23-01-2018	23-01-2018		BY CASH	INR		26,082.00	7,51,581.72CR.
24-01-2018	24-01-2018		BY CASH	INR		22,079.00	7,73,660.72CR.
25-01-2018	25-01-2018		BY CASH	INR		21,610.00	7,95,270.72CR.
25-01-2018	25-01-2018		CMS-FT/00BBCL010149562/000981999887562	INR		4,168.14	7,99,438.86CR.
29-01-2018	29-01-2018		BY CASH	INR		45,339.00	8,44,777.86CR.
30-01-2018	30-01-2018		BY CASH	INR		23,270.00	8,68,047.86CR.
30-01-2018	30-01-2018	251	ARJUN ASSOCIATE	INR	4,00,000.00		4,68,047.86CR.
30-01-2018	30-01-2018		CMS-DD/POS RENT FOR DEC 17/30012018487037529914/81	INR	560.50		4,67,487.36CR.
30-01-2018	30-01-2018		CMS-FT/00BBCL010229940/000981999887562	INR		600.00	4,68,087.36CR.
31-01-2018	31-01-2018		BY CASH	INR		21,586.00	4,89,673.36CR.
31-01-2018	31-01-2018		CMS-FT/00BBCL010243662/000981999887562	INR		5,397.73	4,95,071.09CR.
01-02-2018	01-02-2018		BY CASH	INR		10,800.00	5,05,871.09CR.
01-02-2018	01-02-2018		CMS-FT/00BBCL010256541/000981999887562	INR		589.38	5,06,460.47CR.
02-02-2018	02-02-2018		BY CASH	INR		11,550.00	5,18,010.47CR.

	03-02-2018	03-02-2018	BY CASH	INR		33,250.00	5,51,260.47CR.
	03-02-2018	03-02-2018	252 SHAGUN JEWELLERS	INR	2,44,238.00		3,07,022.47CR.
	03-02-2018	03-02-2018	C:MS-FT/00BBCL010287954/000981995J87562	INR		800.00	3,07,822.47CR.
	05-02-2018	05-02-2018	CMS-FT/00BBCL010314473/000981999887562	INR		600.00	3,08,422.47CR.

OK



Universal Banking Solution from Infosys

Show Memo Pad Background Menu Exit Background CCY Converter

20 March, 2018 | User JV045066 | 1291 | Menu Shortcut: Go

Account Ledger Inquiry

Help

A/c. ID	12910200020308 INR 1291 EXICUTIVE OFFICER NAGAR PALIKA PARISHAD MODINAGAR			A/c. Status Date	10-11-2016
A/c. Status	ACTIVE			A/c. Close Date	
A/c. Open Date	23-02-2013			A/c. Type	CUSTOMER ACCOUNT
GL Subhead	13206			Available Amt.	INR 10,08,242.19 CR.
Opening Bal.	INR	17,53,466.00	CR.	Effective Available Amt.	INR 10,08,242.19 CR.
Closing Bal.	INR	7,43,941.18	CR.	Float Bal.	INR 0.00 CR.
Funds in Clg.	INR	0.00	CR.		

Page 4 of 4

Tran. Date	Value Date	Instr. No.	Particulars	CCY	Debit Amt.	Credit Amt.	Bal.
05-02-2018	05-02-2018		BY CASH	INR		23,110.00	3,31,532.47CR.
06-02-2018	06-02-2018		BY CASH	INR		17,850.00	3,49,382.47CR.
07-02-2018	07-02-2018		BY CASH	INR		27,150.00	3,76,532.47CR.
07-02-2018	07-02-2018	253	THE ORIENTAL INSURANCE	INR	52,488.00		3,24,044.47CR.
07-02-2018	07-02-2018		CMS-FT/00BBCL010359276/000981999887562	INR		1,200.00	3,25,244.47CR.
08-02-2018	08-02-2018		BY CASH	INR		25,100.00	3,50,344.47CR.
08-02-2018	08-02-2018		CMS-FT/00BBCL010378947/000981999887562	INR		600.00	3,50,944.47CR.
09-02-2018	09-02-2018		BY CASH	INR		18,050.00	3,68,994.47CR.
09-02-2018	09-02-2018		CMS-FT/00BBCL010389915/000981999887562	INR		1,200.00	3,70,194.47CR.
12-02-2018	12-02-2018		CMS-FT/00BBCL010405065/000981999887562	INR		2,400.00	3,72,594.47CR.
12-02-2018	12-02-2018		BY CASH	INR		29,400.00	4,01,994.47CR.
13-02-2018	13-02-2018		CMS-DD/POS RENT FOR JULY 17/12022018490938649946/8	INR	560.50		4,01,433.97CR.
13-02-2018	13-02-2018		BY CASH	INR		27,850.00	4,29,283.97CR.
13-02-2018	13-02-2018		CMS-FT/1302201824343422/000981999887562	INR		600.00	4,29,883.97CR.
15-02-2018	15-02-2018		CMS-DD/POS RENT FOR JUNE 17/15022018491838858991/8	INR	560.50		4,29,323.47CR.
15-02-2018	15-02-2018		BY CASH	INR		30,425.00	4,59,748.47CR.

16-02-2018	16-02-2018		BY CASH	INR		42,350.00	5,02,098.47CR.
17-02-2018	17-02-2018		BY INST 723648 : LMO NON-MICR CLG	INR		1,61,840.00	6,63,938.47CR.
17-02-2018	17-02-2018		BY INST 723667 : LMO NON-MICR CLG	INR		62,766.00	7,26,704.47CR.
17-02-2018	17-02-2018		CMS-DD/POS RENT FOR MAY 17/17022018492539035916/81	INR	264.31		7,26,440.16CR.
17-02-2018	17-02-2018		BY CASH	INR		58,994.00	7,85,434.16CR.
19-02-2018	19-02-2018		CMS-FT/00BBCL010503797/000981999887562	INR		2,357.52	7,87,791.68CR.
19-02-2018	19-02-2018		BY CASH	INR		32,085.00	8,19,876.68CR.
20-02-2018	20-02-2018		BY CASH	INR		15,350.00	8,35,226.68CR.
21-02-2018	21-02-2018		BY CASH	INR		35,287.00	8,70,513.68CR.
22-02-2018	22-02-2018		BY CASH	INR		18,975.00	8,89,488.68CR.
23-02-2018	23-02-2018		BY CASH	INR		22,010.00	9,11,498.68CR.
23-02-2018	23-02-2018		CMS-DD/POS RENT FOR JAN 18/23022018493839405203/81	INR	560.50		9,10,938.18CR.
26-02-2018	26-02-2018		BY CASH	INR		31,649.00	9,42,587.18CR.
27-02-2018	27-02-2018		BY CASH	INR		26,323.00	9,68,910.18CR.
27-02-2018	27-02-2018	254	BHADORIYA CONSTRUCTION	INR	2,50,000.00		7,18,910.18CR.
28-02-2018	28-02-2018		BY CASH	INR		25,031.00	7,43,941.18CR.

OK